

CUADERNILLO PREESCOLAR NUMEROS

PRIMER GRADO

Kathy Hazel








MATERIAEDUCATIVOPARADOCENTES.COM

Nombre:

Fecha: / /

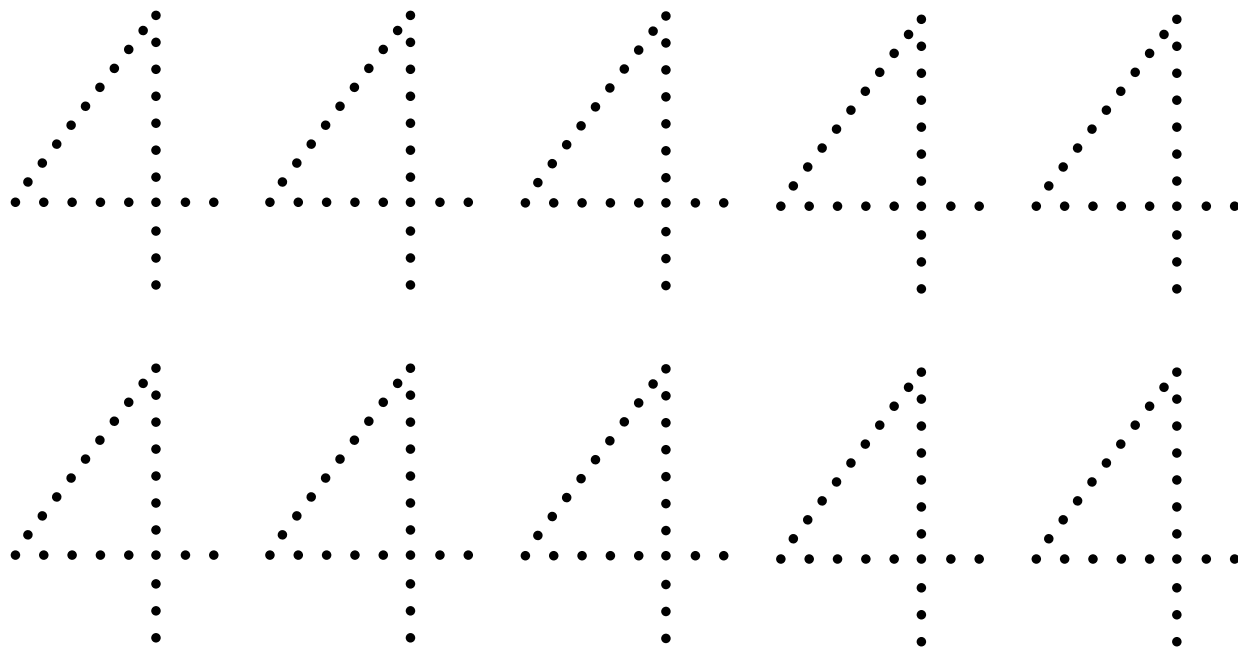


Completa los numero del 1 al 20



Nombre:

Fecha:


Repasa, colorea y escribe el número 2.



Nombre:

Fecha:

Completa los números del 1 al 20



Nombre:

Fecha:

Colorea los cuadros con los números: 8,9,11,12,13,20,25,26


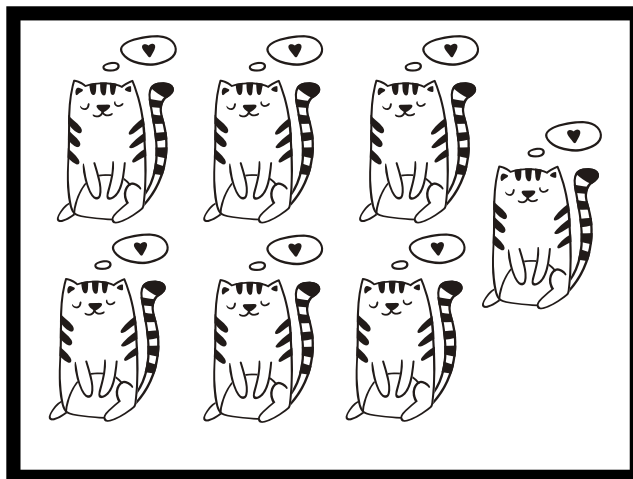

A 10x10 grid containing numbers from 1 to 100. The grid is decorated with several cartoon snakes of different patterns (striped, spotted, plain) and several band-aids. The snakes are positioned as follows: one at the top left (around 100), one on the right side (around 90), one in the middle (around 65), one on the left side (around 40), one at the bottom left (around 20), and one at the bottom right (around 15). Band-aids are placed on various numbers: 81, 79, 73, 62, 59, 42, 39, 32, 23, 17, 14, and 10.

100	98	97	96	95	94	93	92	91	
81	82	83	84	85	86	87	88	90	
80	79	78	77	76	75	74	73	72	71
61	62	63	64	65	66	67	68	69	70
60	59	58	57	56	55	54	53	52	51
41	42	43	44	45	46	47	48	49	50
31	39	38	37	36	35	34	33	32	31
21	22	23	24	25	26	27	28	29	30
20	19	18	17	16	15	14	13	12	11
1	2	3	4	5	6	7	8	9	10

Nombre:

Fecha:


Escribe la cantidad de animales que hay en cada cuadro






Nombre:

Fecha:

Cuantos animales hay en el corral en total




+






Nombre:

Fecha:

Cuantos animales hay en el corral en total





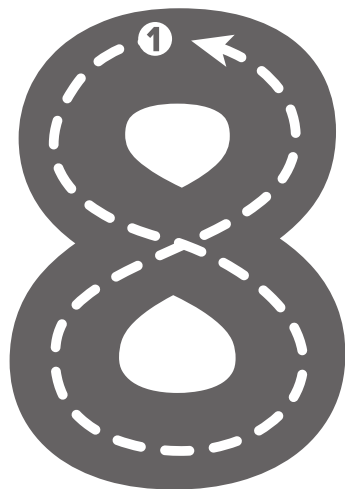
+



Nombre:

Fecha: / /










Repasa, colorea y escribe el número 2.



Nombre:

Fecha: / /

Encierra a las osos de 4 en 4.



Nombre:

Fecha: / /

Une los puntos siguiendo los números del 1 al 30 y colorea

